




# #1 Fill In The Treble Clef

Name: \_\_\_\_\_

Class: \_\_\_\_\_



**Directions:** Write the note names beneath the pitch.



# #2 Create Your Own Saying

Name: \_\_\_\_\_

Class: \_\_\_\_\_

**Directions:** Brainstorm a saying for the lines and spaces on the Treble Clef and write them in.

**Lines:**

F -

D -

B -

G -

E -

**Spaces:**

E -


C -

A -


F -

**Directions:** Write your saying on the blank Treble Clef.

**Lines:**



**Spaces:**



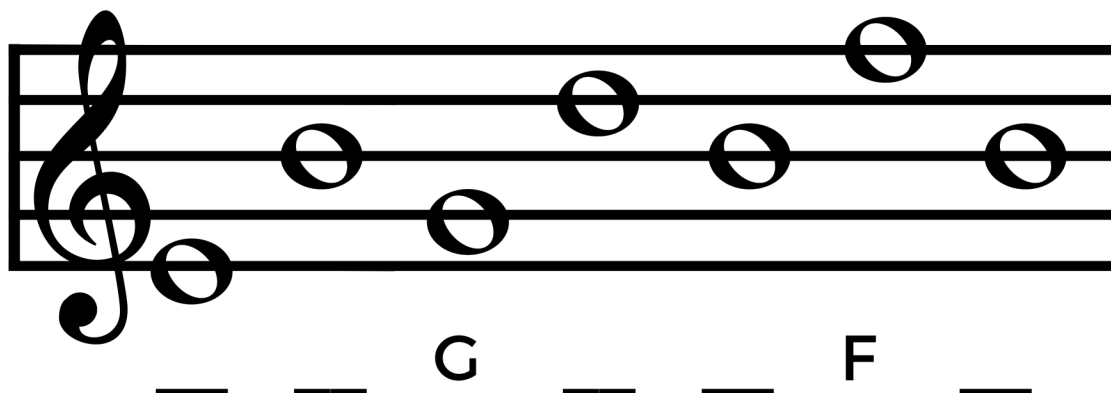
# #3 Fill In The Blanks

Name: \_\_\_\_\_


Class: \_\_\_\_\_

**Directions: Fill in the blanks on the Treble Clef**


#1



#2



#3



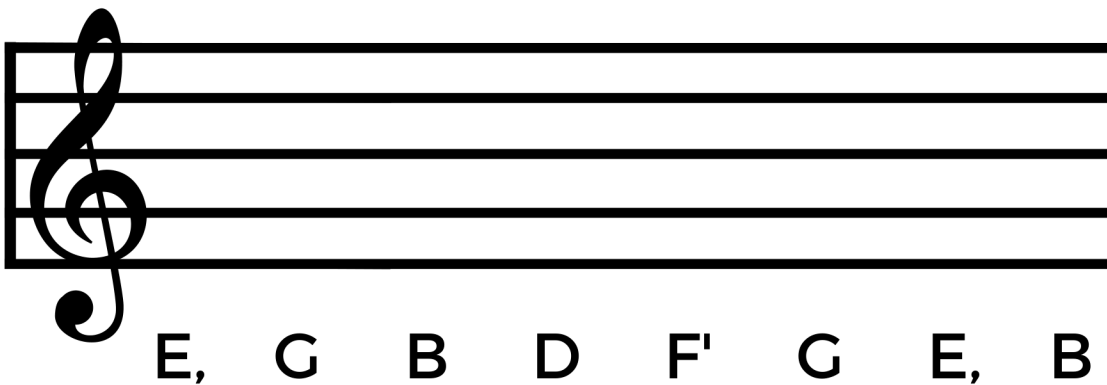
# #4 Write In The Notes

Name: \_\_\_\_\_

Class: \_\_\_\_\_


**Directions: Fill in the missing notes on the treble clef.  
Remember the E, means low and F' means high.**

#1



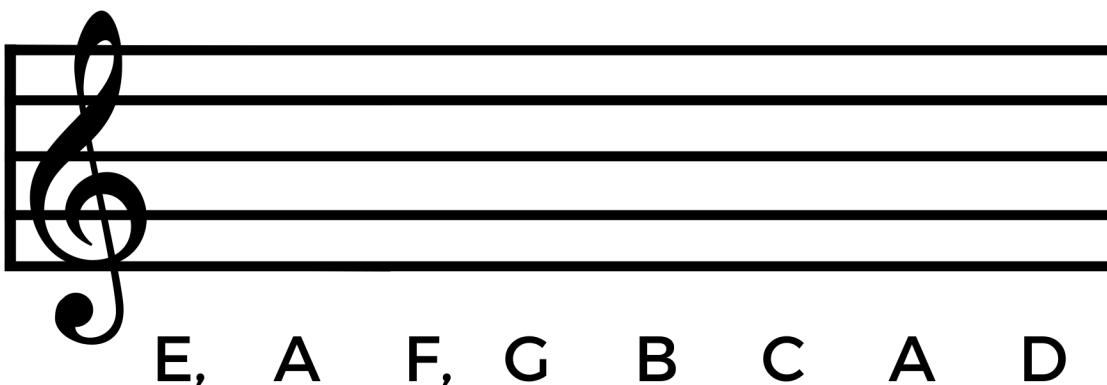
E, G B D F' G E, B

#2



F, A C E A C F, A

#3



E, A F, G B C A D

# #5 Solve The Word

Name: \_\_\_\_\_

Class: \_\_\_\_\_


**Directions:** Fill in the missing letters by matching the note name from the Treble Clef. Each one makes a word.


#1   
\_ \_ \_

#5   
I \_ \_ / \_ R \_ \_ M

#2   
\_ \_ \_ \_

#6   
\_ \_ M \_

#3   
\_ \_ K \_

#7   
\_ O \_ / \_ O O \_

#4   
\_ \_ \_ T

#8   
\_ R \_ \_ T!

# #6 Mystery Songs

Name: \_\_\_\_\_

Class: \_\_\_\_\_

**Directions: Write in the note names and figure out the mystery songs.**

#1



#2



#3




# #7 Lines Vs. Spaces

Name: \_\_\_\_\_


Class: \_\_\_\_\_

**Directions: Fill in the blanks on the Treble Clef**

LINES ONLY



SPACES ONLY






# #8 Secret Message

Name: \_\_\_\_\_

Class: \_\_\_\_\_

**Directions: Fill in the blanks on the Treble Clef to decode the secret message.**






# #9 Treble Clef Drawing


Name: \_\_\_\_\_

Class: \_\_\_\_\_

**Directions: Write in the letter names for the Treble Clef notes.**



**Directions: Practice drawing the Treble Clef five times.**



# #10 Music Vocab With Treble Clef Notes


Name: \_\_\_\_\_

Class: \_\_\_\_\_

**Directions:** Fill in the missing letters. Each word is a music vocab word.


#1   
\_ \_ \_ T

#5   
H \_ L \_ / NOT \_

#2   
M \_ L O \_ Y

#6   
\_ R \_ S \_ \_ N \_ O

#3   
\_ YN \_ MI \_ S

#7   
M \_ Z Z O / \_ O R T \_

#4   
R \_ S T

#8   
T R \_ \_ L \_ / \_ L \_ \_